

Discover

Annual Report for Year 2011-2012



Mission

Eastern provides accessible and affordable educational opportunities for academic, technical, workforce training and life-long learning for the Potomac Highlands regional community.

Vision

Eastern West Virginia Community and Technical College enriches the Potomac Highlands regional community through a range of innovative programs and services that exemplify community college values and achieve the community college mission.

Values

In its institutional attitudes, policies, practices, and activities, Eastern West Virginia Community & Technical College is committed to:

- OPPORTUNITY
- QUALITY TEACHING AND LIFELONG LEARNING
- INTEGRITY
- PARTNERSHIPS
- CONTINUOUS IMPROVEMENT



Table of Contents

Message from the President.....	3
Council, Board, and Management.....	5
Student Snapshot.....	6
Financials.....	7
Statement of Net Assets.....	7
Statement of Revenues, Expenses, and Changes in Net Assets....	8
Statement of Cash Flows.....	9
Year in Review.....	10
Looking Forward.....	16
Foundation.....	16

Annual Report

Message from the President

Reimagining our role

I have had the great fortune of working in community college education for twenty-six years. My career journey has provided many discovery moments and today is no exception. Recently I read a report from the 21st-Century Commission on the Future of Community Colleges, Reclaiming the American Dream Community Colleges and the Nation's Future, published by the American Association of Community Colleges. The introduction was blunt stating the "American Dream is imperiled and community colleges need to reimagine their roles and the ways they do their work." The report acknowledges the open access provided to Americans to higher education, but it also reveals poor retention and graduation rates. Access has not equated to success.

For twenty-six years I have believed in the democratic open door access of community colleges providing citizens open access to higher education. However, that philosophy has produced unacceptable low student success rates. The challenge we face today is shifting our "focus on student access to a focus on access and **student success.**"

Eastern West Virginia Community and Technical College will begin the task to internally evaluate services and how the College positively impacts services that support student success. This self-study of our processes and services is timely as the College prepares for a 2013 reaccreditation visit from the Higher Learning Commission. Our faculty and staff are documenting Eastern's commitment for five criteria:

- Mission
- Integrity
- Academic Programs-Quality, Resources, and Support
- Academic Programs-Evaluation and Improvement
- Resources and Planning

Eastern West Virginia Community and Technical College will remain an open door and opportunity institution that is affordable. Our mission will not change, but our focus on student success and college completers needs to be clearly defined and implemented. "America's exceptional dream consists of opportunity, community, and intergenerational upward mobility." The Board of Governors, administrators, faculty and staff of Eastern are committed to keeping the American Dream alive in the Potomac Highlands.

Sincerely,

Dr. Charles Terrell

AACC Report, "Reclaiming the American Dream" Report is available for download here:
<http://www.aacc.nche.edu/aboutcc/21stcenturyreport/index.html>

An Eagle Eye View



The 2011-2012 Annual Report is a publication of Eastern West Virginia Community & Technical College.
Comments and suggestions can be made by calling the college at (304)434-8000

Eastern West Virginia Community and Technical College is an affirmative action/equal opportunity institution.

Annual Report

Board of Governors

West Virginia Council for Community & Technical College Education

Robert Lee Brown, Chair
Clarence Pennington, Vice Chair
Greg Smith, Secretary
Jerry Berry
Keith Burdette
Kathy J. D'Antoini
David Hendrickson, Esq., Ex-Officio
Mary G. McKinley
John Panza
Nelson B. Robinson, Jr.
Gregory F. Wooten

Eastern West Virginia Community & Technical College Board of Governors - Fiscal Year 2012

Rob Tissue, Chair
Scott Staley, Vice Chair
Dixie Bean
Curtis Durst
Richard Gillespie
Robert Q. Hott
Ward Malcolm
Douglas Lambert
Faron Shanholtz
Scott Sherman
Pamela Shrader
Melissa Shank

Eastern West Virginia Community & Technical College Officers

Charles Terrell	President
Penny Reardon	Executive Dean for Operation and Financial Services
Robert G. Eagle Jr.	Dean for Academic and Student Services
Ward Malcolm	Dean, Career Studies and Workforce Education
Tim Riggleman	Director, Information Systems & Technology
Sherry Becker-Gorby	Associate Dean for Academic and Learner Support Services
Sherry Watts	Director of Workforce Education



Discovering Their Potential

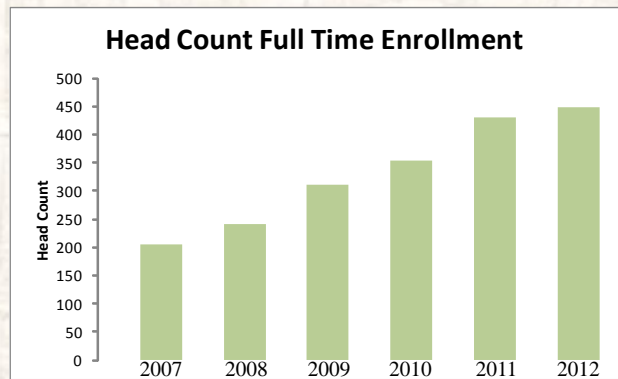
Eastern's Student Body:

Enrollment by Major:

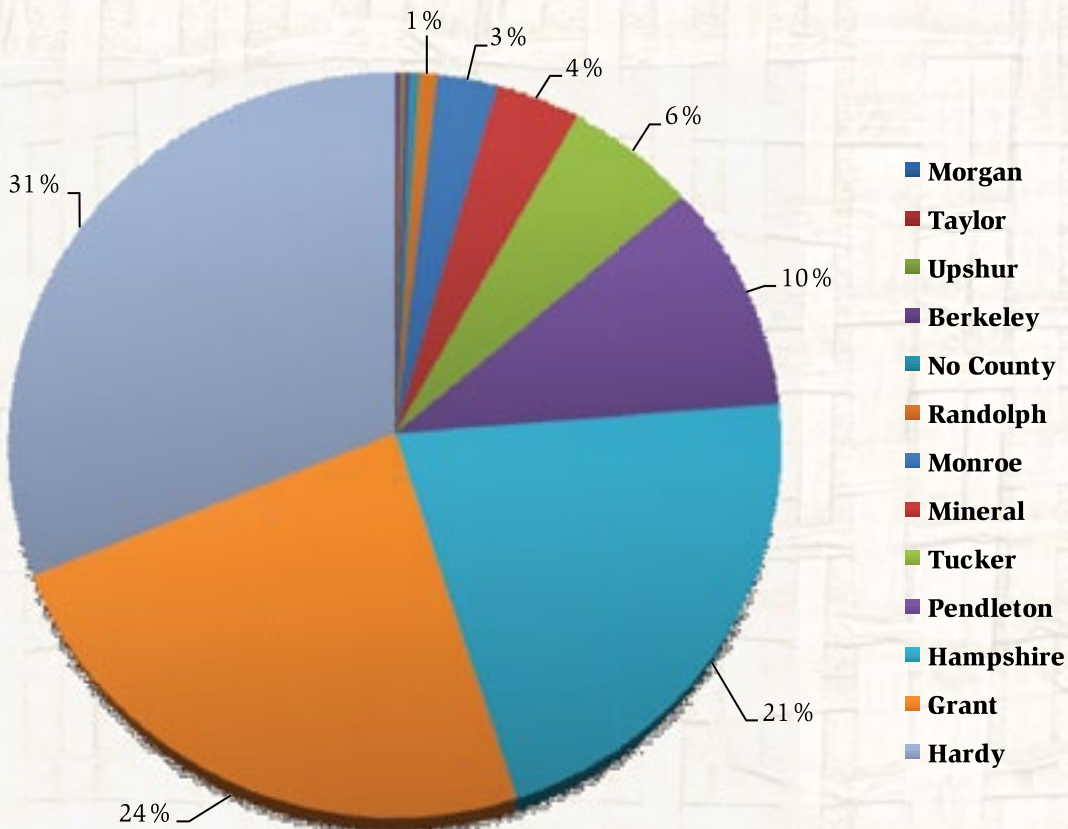
- 1% Board of Governors Associate of Applied Science
- 13% Business
- 3% Computer & Information Sciences
- 4% Engineering Technologies/Technicians
- 4% Family & Consumer Sciences/Human Sciences
- 2% Health Professions & Clinical Sciences
- 30% Liberal Arts & Sciences, General Studies & Humanities
- 3% Mechanic & Repair Technologies/Technicians
- 1% Multi/Interdisciplinary Studies
- 1% Science Technologies/Technicians
- 38% Undecided

73% Female : 566
27% Male : 207

35% Full-time : 247
65% Part-time : 499



Enrollment by County 2011-2012



EASTERN WEST VIRGINIA COMMUNITY AND TECHNICAL COLLEGE

STATEMENTS OF NET ASSETS AS OF JUNE 30, 2011 AND 2010

ASSETS	2011	2010
CURRENT ASSETS:		
Cash and cash equivalents	\$ 1,974,485	\$ 1,607,168
Appropriations due from primary government	167,156	283,106
Accounts receivable — net	355,023	347,527
Prepaid assets	14,224	-
Total current assets	2,510,888	2,237,801
NONCURRENT ASSETS:		
Cash and cash equivalents	220,247	177,522
Capital assets — net	8,865,577	8,668,899
Total noncurrent assets	9,085,824	8,846,421
TOTAL	\$ 11,596,712	\$ 11,084,222
 LIABILITIES AND NET ASSETS		
CURRENT LIABILITIES:		
Accounts payable	\$ 125,504	\$ 96,054
Amount due to the Commission	16,914	18,758
Accrued liabilities and deposits	110,667	66,328
Compensated absences — current portion	84,555	78,975
Deferred revenue	775,659	976,822
Total current liabilities	1,113,299	1,236,937
NONCURRENT LIABILITIES:		
Compensated absences	21,394	18,403
Other post employment benefits liability	377,185	210,087
Funds due to West Virginia Development Office	619,932	619,932
Total noncurrent liabilities	1,018,511	848,422
Total liabilities	2,131,810	2,085,359
NET ASSETS:		
Invested in capital assets, net of related debt	8,245,645	8,048,967
Restricted — expendable for capital projects	222,014	179,242
Unrestricted	997,243	770,654
Total net assets	9,464,902	8,998,863
TOTAL	\$ 11,596,712	\$ 11,084,222

See notes to financial statements.

EASTERN WEST VIRGINIA COMMUNITY AND TECHNICAL COLLEGE

STATEMENTS OF REVENUES, EXPENSES, AND CHANGES IN NET ASSETS FOR THE YEARS ENDED JUNE 30, 2011 AND 2010

	2011	2010
OPERATING REVENUES:		
Student tuition and fees — net of scholarship allowance of \$578,411 and \$482,752 in 2011 and 2010, respectively	\$ 730,708	\$ 534,228
Contracts and grants:		
State	1,343,255	450,857
Private	71,706	40,826
Sales and Services of educational activities	842	-
Miscellaneous — net	40,115	1,660
Total operating revenues	<u>2,186,626</u>	<u>1,027,571</u>
OPERATING EXPENSES:		
Salaries and wages	1,851,318	1,608,939
Benefits	537,302	552,918
Supplies and other services	1,396,465	1,177,534
Rent	90,040	94,844
Utilities	100,842	88,846
Student financial aid — scholarships	875,974	492,357
Depreciation	434,004	321,995
Fees assessed by the Commission for operations	9,662	7,059
Total operating expenses	<u>5,295,607</u>	<u>4,344,492</u>
OPERATING LOSS	<u>(3,108,981)</u>	<u>(3,316,921)</u>
NONOPERATING REVENUES:		
State appropriations	1,906,570	1,925,538
State fiscal stabilization funds (federal)	162,255	136,477
Federal Pell grants	1,454,385	975,109
Investment income	3,994	3,322
Total nonoperating revenues	<u>3,527,204</u>	<u>3,040,546</u>
INCOME (LOSS) BEFORE OTHER REVENUES, EXPENSES, GAINS, OR LOSSES	<u>418,223</u>	<u>(276,375)</u>
CAPITAL PROJECTS AND BOND PROCEEDS FROM THE COMMISSION	10,281	197,572
CAPITAL GRANTS	37,535	324,301
GAIN ON SALE OF FIXED ASSETS	<u>-</u>	<u>2,205</u>
INCREASE IN NET ASSETS	<u>466,039</u>	<u>247,803</u>
NET ASSETS — Beginning of year	<u>8,998,863</u>	<u>8,751,060</u>
NET ASSETS — End of year	<u>\$ 9,464,902</u>	<u>\$ 8,998,863</u>

See notes to financial statements.

EASTERN WEST VIRGINIA COMMUNITY AND TECHNICAL COLLEGE

STATEMENTS OF CASH FLOWS FOR THE YEARS ENDED JUNE 30, 2011 AND 2010

	2011	2010
CASH FLOWS FROM OPERATING ACTIVITIES:		
Student tuition and fees	\$ 733,471	\$ 513,690
Contracts and grants	1,188,763	1,258,853
Payments to and on behalf of employees	(2,168,612)	(1,974,377)
Payments to suppliers	(1,380,467)	(1,177,075)
Payments to utilities	(190,882)	(183,690)
Payments for scholarships	(875,974)	(492,357)
Sales and service of educational activities	15,005	(11,145)
Fees retained by the Commission	(9,662)	(7,059)
Other (payments) receipts — net	<u>27,737</u>	<u>(399)</u>
Net cash used in operating activities	<u>(2,660,621)</u>	<u>(2,073,559)</u>
CASH FLOWS FROM NONCAPITAL FINANCING ACTIVITIES:		
State appropriations	2,022,520	1,644,453
State fiscal stabilization funds (federal)	162,255	136,477
Federal Pell grants	<u>1,454,385</u>	<u>975,109</u>
Cash provided by noncapital financing activities	<u>3,639,160</u>	<u>2,756,039</u>
CASH FLOWS FROM CAPITAL FINANCING ACTIVITIES:		
Capital project proceeds from the Commission	10,281	177,622
Capital project proceeds from the WV Development Office	-	605,332
Capital grants	37,535	-
Purchases of capital assets	(620,732)	(1,228,469)
Proceeds from sale of disposed assets	-	2,205
Draws from noncurrent cash and cash equivalents	1,696	1,484
Deposits to noncurrent cash and cash equivalents	<u>(44,421)</u>	<u>(35,530)</u>
Net cash used in capital financing activities	<u>(615,641)</u>	<u>(477,356)</u>
CASH FLOWS FROM INVESTING ACTIVITIES — Interest on investments	<u>4,419</u>	<u>3,297</u>
INCREASE IN CASH AND CASH EQUIVALENTS	367,317	208,421
CASH AND CASH EQUIVALENTS — Beginning of year	<u>1,607,168</u>	<u>1,398,747</u>
CASH AND CASH EQUIVALENTS — End of year	<u>\$ 1,974,485</u>	<u>\$ 1,607,168</u>
RECONCILIATION OF NET OPERATING LOSS TO NET CASH USED IN OPERATING ACTIVITIES:		
Net operating loss	\$ (3,108,981)	\$ (3,316,921)
Adjustments to reconcile net operating loss to net cash used in operating activities:		
Depreciation expense	434,004	321,995
Changes in assets and liabilities:		
Accounts receivable	(7,921)	147,635
Prepaid expenses	(14,224)	-
Accounts payable/amounts due	17,656	459
Accrued liabilities and deposits	44,339	(3,104)
Other post employment benefits liability	167,098	186,735
Compensated absences	8,571	3,849
Deferred revenue	<u>(201,163)</u>	<u>585,793</u>
NET CASH USED IN OPERATING ACTIVITIES	\$ (2,660,621)	\$ (2,073,559)
NONCASH TRANSACTION — Capital assets additions included in accounts payable	\$ 9,950	\$ -

See notes to financial statements.

The Year in Review



May 5th, 2012 marked the second annual commencement ceremony for Eastern WVCTC. It was the largest class to date with 79 degrees awarded.

May 4th, 2012 was the first Pinning Ceremony for Eastern's Nursing Students.



Keynote Speaker for the Commencement Ceremony was Michael Simmons.




Senator Walt Helmick visits with Eastern Students during the Armory Ground Breaking Ceremony.



American Woodmark donates robotic arm to Eastern's Foundation for a learning opportunity for students at Technology Center.



Tractel climb assist donated to foundation for use by students at the Technology Center.



Amy Markwood Crites, Contracted Training Manager, shown facilitating a sector based advisory group for local businesses at the Technology Center.



Governor Tomblin presents at Eastern during the Ground Breaking Ceremony for the National Guard's Armory.


First Economic Summit for Potomac Highlands hosted by Eastern WVCTC.



Presidents of WV colleges featured at Higher Education Day in Charleston, WV.



Eastern hosted first “Extravaganza” at Main Campus, which featured local small businesses and budding entrepreneurs. Eastern’s Main Campus was opened as a unique and localized marketplace one Saturday morning in Spring 2012.



Diversity was taught to students, faculty, and administrators through the use of steel drums by Jerome Frederick.



Students created their own Art Society during the 2011-2012 school year, and crowned their efforts with the publication of “The Eagle’s Nest” and a student art show in Spring of 2012.



Student Retention was high throughout the year, due in part to several new student based initiatives. One successful initiative was the chili cook off.



History was brought to life for students and the community with the reenactment of Harriet Tubman.



Eastern's Financial Aid Director, Amanda Sites, continues to build bridges with influential individuals throughout our service district in order to make college accessible to our community members through annual counselor's workshops and luncheons.



Governor Tomblin received a warm reception by Eastern staff during the Ground Breaking Ceremony for the Armory. Governor Tomblin is pictured here with Amanda Sites and Robert Eagle.

Eastern's initial flag raising ceremony. American Flag and West Virginia State Flag were donated by the VFW in Moorefield WV. Tom Denney, 40&8 member, led the ceremony.



Thank you to Gary Wolfe for creating the Commencement Ceremony Mace.



PTK Awards Ceremony in April 2012 had the largest attendance to date.



Robert G. Eagle Jr. received the College's prestigious Harold K. Michael Award during the 2012 Awards and Recognition Ceremony.

Melissa Shank was selected as Eastern's representative to the West Virginia All-State Academic team.



Amy Markwood Crites received the WVCCA Outstanding Contributor Award for Eastern West Virginia Community & Technical College.



Jessica Markwood accepted NCMPR's nationally coveted Gold Paragon Award on behalf of Eastern West Virginia Community & Technical College in San Francisco, March 2012.

Looking Forward

Goals and Initiatives for 2011-2012

- Increasing the number of college completers earning certificates and/or degrees
Goal: 70 degrees awarded in 2012 / Actual: 79 degrees, 24 certificates
Goal: 80 degrees awarded in 2013
- Increasing the number of employers directly provided workforce education or training
Goal: 2011-2012 12 contracted trainings /
Actual: 7 contracted trainings for employers,
66 individual businesses impacted by trainings.
- Multiple meetings for Allied Health and Manufacturing/Energy Sector-Based Workforce Development strategies, Spring 2012
- Increasing annual head count by 10% by 2014/2015
- Generating external funding sources for student scholarships, program development and capital projects

Foundation

2011/2012 Foundation Donors

Judy Iman	2012 Student Graduate
Joyce Combs	2012 Student Graduate and Classified Staff
Oscar and Dixie Bean	Foundation Board members and Board of Governors Board member
Sherry Becker-Gorby	Classified Staff
Chuck Terrell	President

2011/2012 Foundation Gifts

Matthews Trust	Scholarship
40 & 8	Scholarship
U S Wind Farms	Scholarship
American Woodmark Company	Robotic arm
Tractel Group	Tractelift for Wind Technology
AES	Wind Technology equipment
Wolfe Wood Works Gary Wolfe	College Mace